


SSX 19 Syntax®

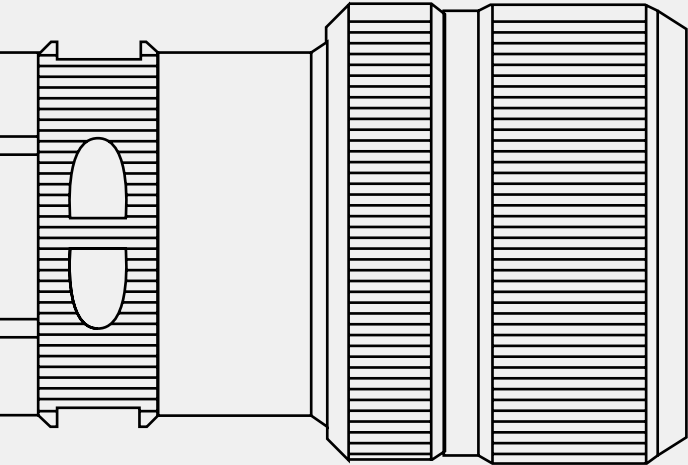
UL COMPLIANT CONNECTOR SERIES



Your idea
is our next
accomplishment



SSX 19
Syntax[®]



VALENTINI *SYNTAX®*
PBOX

Inventors, manufacturers, innovators.

Valentini is a dynamic, ever-evolving company operating in over 60 countries worldwide. For more than 30 years we have actively researched, designed and manufactured connectors for power, signal and hybrid applications.

Our products have been used all over the world to manage power and electric signals in fields such as industry, automotive, broadcasting, shipbuilding & ship to shore power, international sporting events, live shows, military & national emergency management by agencies such as the Italian Civil Protection Department, and so many more.

Valentini is an environmentally-aware company where respect for the environment is an integral part of the manufacturing process. Our team is motivated and mindful of details, as we are aware of how important details are in our pursuit of uncompromised quality and utmost reliability.

INDEX

04 Syntax SSX series

Technical data
Typical applications
Anti-rotation shell and insert design
Technical features

06 Syntax SSX connector versions


Inline version
Panel version
Overall dimensions

09 S2W BOX Syntax 2-way

10 Syntax SSX Multiway

Grommets
SSX 16 pin

14 Contacts

Armored female contacts 
Rounded edge female contacts
Male contacts

17 Cable glands and SSX Reverse

18 Locking rings

20 Syntax SSX use cases

26 Cable protection and management

Wire mesh strain relief | Hanger grip | Pulling grip

28 Cables for SSX series

31 IP67 protective caps

32 Part Number

EU version
UL version



Syntax® SSX


connectors series

Socapex SL 419 series compatible

The Syntax SSX series, designed for professional applications and totally compatible with standard Socapex SL 419 series, is extremely robust being made of thick wall construction machined aluminum alloy, with hard wearing black painted or anodized finish. The thermoplastic insulating insert enables the use of removable contacts, either crimp or solder.

The unit is completely IP67 watertight when mated. Electrical safety and compliance are guaranteed by internal insulation of the shells, obtained through a safety insulating sleeve preventing electric shock, as well as "first make last break" ground contacts. Grounding rings allow bussing of the ground contacts. Locking rings and backshells are designed for easy handling.

Technical data

- Compliant:  US E 302043
- Ingress protection: IP67-IEC 529 norms
- Salt atmosphere resistance: 96 h IEC 68-21-11
- Operating temperature: -55°C to +125°C
- Shell material: machined aluminum alloy
- Finish: black painted or anodized
- Thermoplastic rubber inserts
- Cable gland on inline versions: Metric M40 thread
- Cable gland on spider versions: Metric M50 thread
- Silver or gold plated removable contacts for crimping or soldering



Typical applications

- Electrical power systems
- Power distribution
- Outdoor concerts and sporting events
- Outdoor broadcasting
- Theatres
- Mobile generators
- Industrial vehicles
- Railway installations
- Military installations
- Load banks
- Backup power systems
- Electrical power supply companies
- Heavy industry

Anti-rotation shell and insert design

New high-precision machined anti-rotation design


All SSX connectors are equipped with a Syntax proprietary anti-rotation design to prevent the spinning of an insulating insert within its shell.

The anti-rotation system features 4 large keys + 4 smaller ones on the insert, physically displaced by 45 degrees from one another and interlocked with as many keys on the metal housing. This system ensures that the interior is positively locked, putting an end to a long standing industry problem.



Customize your inserts

Inserts available in red, yellow, blue, black and orange. For special color customizations, according to RAL tables, please contact our Sales department.



Shell tightening hex

The standard version of the inline female features an external hex to tighten the connector's front and back shells once wiring operations have been carried out.



Insulation sleeve

Total electrical safety!
A thermoplastic insulation sleeve is fitted inside the metal backshell of the connector for double insulation.



Anti-twisting grub screw

Male and female connectors are mated by tightening them clockwise. As the backshell is tightened counterclockwise, the anti-twisting grub screw prevents unintentional unscrewing of the connector's backshell.



Double backshell tightening

Once wiring is carried out, both circular knurling and machined housings for customized wrench jaws on the backshell's edge contribute to easier locking. Tightening tools: SVKT - KSW customized wrench (on machined housings), SVKT - KSTRAP strap wrench (on knurling).



Syntax® SSX versions

Inline and panel

Syntax SSX series is totally compatible with standard Socapex SL 419 series, is extremely robust being made of thick wall construction machined aluminium alloy, with hard wearing black painted or anodized finish. The thermoplastic insulating insert enables the use of removable contacts, either crimp or solder. Our contacts are designed and built to provide smooth insertion and stable connection over time. The unit is completely IP67 watertight when mated. All the connectors in our SSX series feature a wide range of customizations, from contacts to locking rings and inserts, to match every client's needs.

Syntax® SSX connectors

Inline and panel | Male and female



Inline male
with heavy duty locking ring



Inline female
with coupling threads



Panel male
with heavy duty locking ring



Panel female
with coupling threads

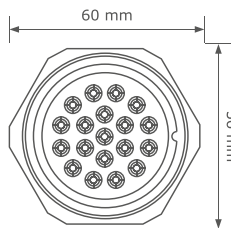
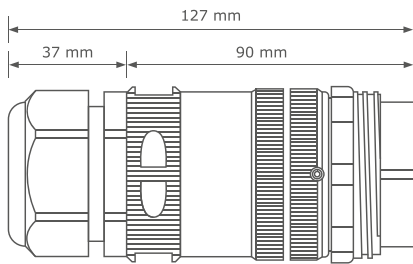
Exploded view

SSX Inline male connector



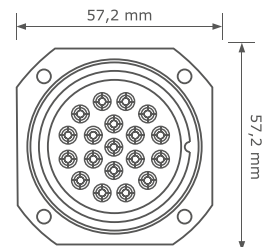
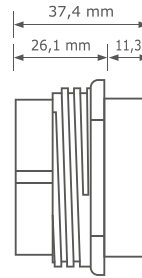
Overall dimensions

Inline and panel version



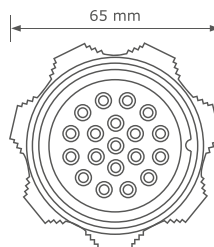
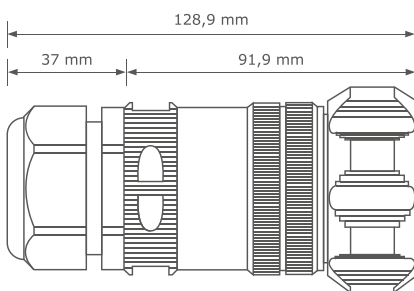
Inline female

with coupling threads M40 cable gland



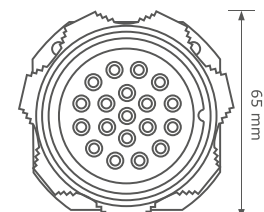
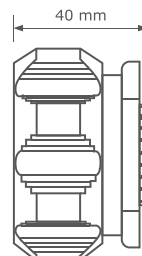
Panel female

with coupling threads



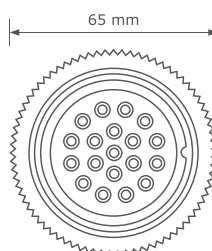
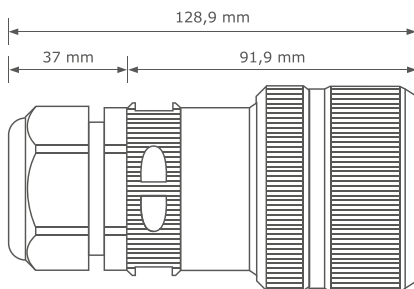
Inline male

with finger grip locking ring M40 cable gland



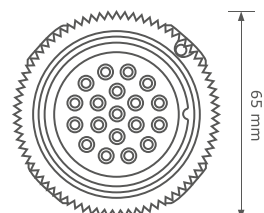
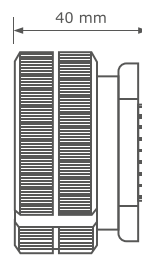
Panel male

with finger grip locking ring



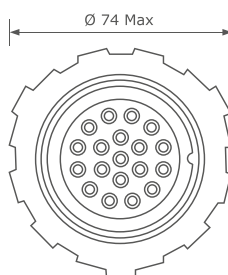
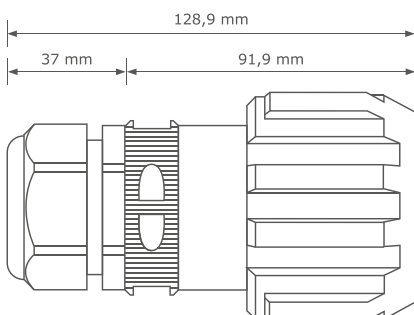
Inline male

with heavy duty locking ring M40 cable gland



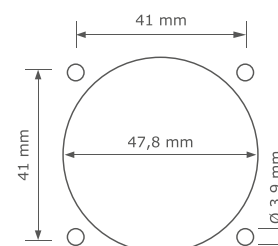
Panel male

with heavy duty locking ring




Inline male

with rubber coated locking ring M40 cable gland



Cut-out dimensions

SSX Panel



S2W box Syntax® 2-Way with Syntax SSX 19pin connectors

S2W with 1 male and 2 female Syntax SSX

The S2W model with 19pin connectors is available with silver plated or gold plated contacts. Standard and reverse versions are available. In the standard version the input is in central position (standard version shown in the photos).

The reverse version differs from the standard only for the position of the input connector: on the reverse version the input is inline with one of the outputs.



S2W Standard version

1 male SSX / 2 female SSX

p/n **S2WSXCS000S** 1 IN 2 x OUT | Silver contacts

p/n **S2WSXCG000S** 1 IN 2 x OUT | Gold contacts




S2W Reverse version

1 male SSX / 2 female SSX

p/n **S2WSXCS000R** 1 IN 2 x OUT | Silver contacts

p/n **S2WSXCG000R** 1 IN 2 x OUT | Gold contacts

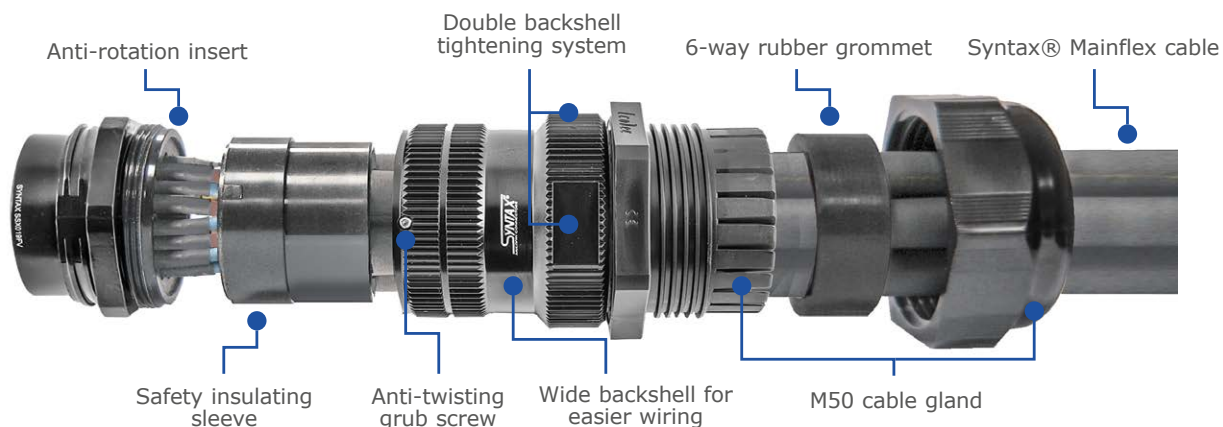


Syntax® SSX Multiway

With 4, 6 or 8 holes rubber grommets for
IP67 cable splitters

Syntax SSX Multiway connectors are alternative versions of the SSX standard inline connectors, designed for quick and easy managing of breakout applications. The Syntax proprietary 4, 6 or 8 way rubber grommets, fitted in the cable gland, guarantee optimal cable retention and IP67 watertight seal for outdoor use.

SSX Spider assembling



Grommets for SSX 19 and 16 pin connectors



6-way

for SSX 19pin with M50 cable gland



8-way

for SSX 16pin with M50 cable gland



6-way

for SSX 19pin with M50 cable gland



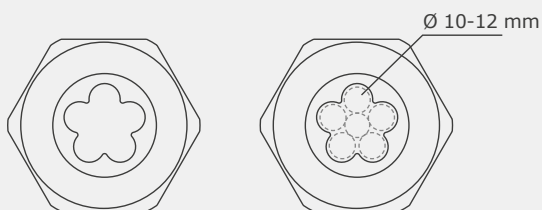
4-way

for SSX 16pin with M40 cable gland



6-way Basic grommet

Grommet for SSX 19pin with M40 cable gland
No individual holes, all cables inserted together, IP54 rating.



SSX Multiway

With 4, 6 or 8 holes rubber grommets for IP67 cable splitters

Syntax SSX Multiway connectors are alternative versions of the SSX standard inline connectors, designed for quick and easy managing of breakout applications. The Syntax proprietary 4, 6 or 8 way rubber grommets, fitted in the cable gland, guarantee optimal cable retention and IP67 watertight seal for outdoor use.



6-way grommet

for SSX 19pin

SSX multipin connector equipped with a IP67 M50 gland with 6-way grommet to be used with 6 times 3x2.5mm².

Typical applications: 6 single phase 230V max. 3500W appliances (field equipment, LED screens).

Recommended cable:

Syntax 7ZF0325 | 3x2.5mm²



4-way grommet

for SSX 16pin

SSX multipin connector equipped with 4-way IP67 M40 gland to be used with 4 times 4x2.5mm² or 4x4mm² cables.

Typical applications: 4 direct voltage hoists (entertainment), 4 power loudspeakers (entertainment), 4 pumps or 3-phase motors 400V max 8500W each (industrial).

Recommended cable:

Syntax 7ZF0425M | 4x2.5mm²

Syntax 7Z4SX25 | 4x2.5mm²

Syntax 7Z4SX40 | 4x4mm²



8-way grommet

for SSX 16pin

SSX multipin connector equipped with a IP67 M50 gland with 8-way grommet to be used with 8 times 2x2.5mm² cables.

Typical applications: 8 double insulated light circuits (lighting), 8 power loudspeakers (entertainment).

Recommended cable:

Syntax 7ZF0225 | 2x2.5mm²

Syntax 7Z2SX25 | 2x2.5mm²



The M50 6-way and 8-way grommets feature a threaded nut. A special removal tool is threaded onto the nut to easily extract the grommet for inspection and maintenance.




SSX 16pin

With the 4 - way and
the 8 - way grommet

Led lights | Motor | Speaker

Expand your cable break-in/out solutions

The 16pin version differs from the standard 19pin SSX connector just for the 3 central blind pins. All the dimensions and the mechanical and electrical features remain the same, making it compatible with all the accessories, all the locking rings models and the IP67 protection caps designed for the SSX series.



4-way grommet

for SSX 16pin with M40 cable gland

Recommended cable:

Syntax 7ZF0425M | 4x2.5mm²

Syntax 7Z4SX25 | 4x2.5mm²

Syntax 7Z4SX40 | 4x4mm²



8-way grommet

for SSX 16pin with M50 cable gland

Recommended cable:

Syntax 7ZF0225 | 2x2.5mm²

Syntax 7Z2SX25 | 2x2.5mm²





A benchmark set on mechanical perfection

The new design of the SSX female contacts features a rounded shape of the contact entry ports and allows smooth contact insertion inside the insulating insert for seamless mating, with no damages on the pin cavities and positive contact placement and retention.

Armored female contacts

Non-deformable. Increased number of mating cycles



An innovation on the SSX series

The Syntax armored contacts are available on request on all female versions (inline and panel) Syntax SSX 19pin and 16pin connectors. The armored contacts are provided with a protective jacket to improve contactation on SSX connector. The usage of armored contacts results in a series of mechanical and electrical advantages. Thanks to their special design, the contacts are self-centered, ensuring seamless connection, increased number of mating cycles, improved electrical conductivity and lower operating temperature.

Patented by Syntax®



Armored contact

Rounded edge female contacts

Superfast contact insertion



Built to be consistently reliable

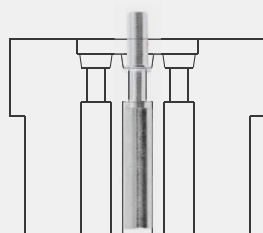
Our contacts are designed and tested to ensure consistent insertion and extraction force values over at least 500 mating and unmating cycles. This ensures a stable quality of connection over time, resulting in improved reliability and overall longer life span for the connector.

Faster and safer contact insertion

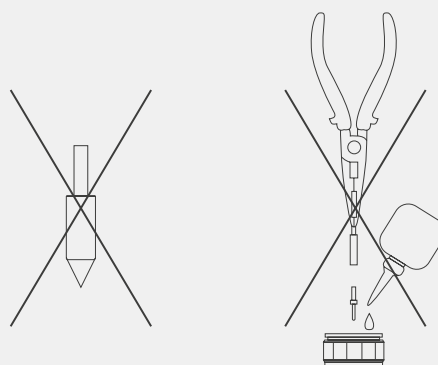
The rounded edge female contacts are supplied as a standard on all SSX female connectors. This proprietary Syntax design eliminates the need to use lubricants or guide pins when inserting the contacts, greatly reducing assembling time.



Rounded-Edge contact



No alcohol or tools are needed for the insertion of the Rounded-Edge contacts.



High conductive alloy machined contacts

Male and female | Solder or crimp | Gold or silver plated

MALE contacts


SOLDER



CRIMP for 2,5 mm²



for 4,0 mm²



ROUNDED FEMALE contacts

SOLDER



CRIMP for 2,5 mm²



for 4,0 mm²



ARMORED FEMALE contacts



SOLDER



CRIMP for 2,5 mm²



for 4,0 mm²



Voltage rating AC	Voltage rating DC	Max current	Rated current	Potential drop	Dielectric strength	
700 v	500 v	41 Amps	23 Amps	63 mV	Test voltage: 2000 Vac RMS	Min. Flashover: 2800 Vac RMS



Common ground

Part N.: **SSXCMGRG** (Gold)
SSXCMGRS (Silver)

Two rings can be fitted to the central contacts to create common grounding of the 6 circuits' earths. (OPTIONAL)



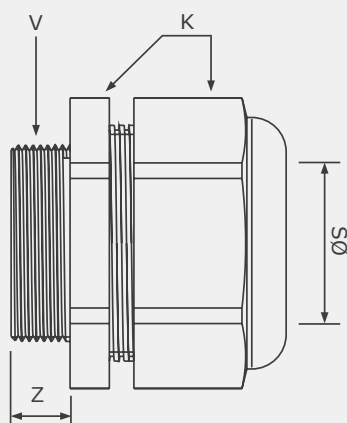
Advanced earth contacts

As a standard, all ssx connectors are equipped with the 7 central contacts in an advanced position to obtain "first make last break" ground contact.

Metric cable glands

3 cable gland options on 1 backshell

Metric thread cable glands allow more versatility compared to PG or other thread types. On the inline versions of the SSX connectors three different versions of M40 cable glands can be fitted, resulting in 15 to 32 mm combined cable clamping range for standard inline SSX connectors.



Cable Clamp - Metric

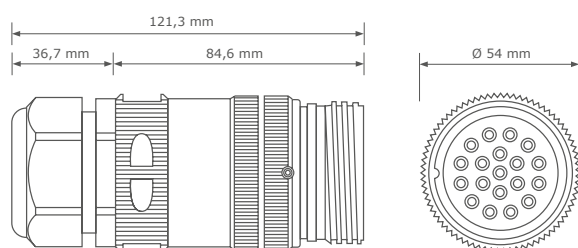
V (thread size)	Ø S (clamping range)	K Spanner size	Z Length of thread
Reduced M40	15 - 23 mm	46 mm	12 mm
Normal M40	19 - 28 mm	46 mm	12 mm
Oversized M40	22 - 32 mm	53 mm	13 mm

SSX 19pin Reverse series for special applications

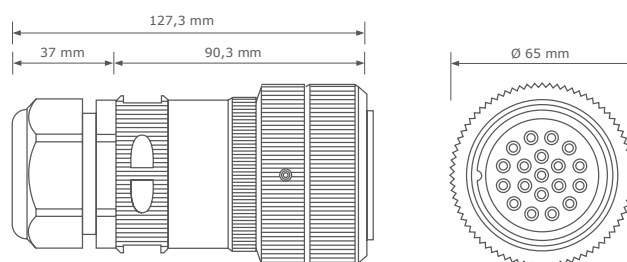
Invert male with female and locking ring with ramps

The Reverse version of the SSX connector keeps all the features of the series. Is extremely robust, being made of thick wall construction machined aluminium alloy. The contacts insert is chloroprene rubber, which enables the use of removable contacts, either crimp or solder version. The unit is completely IP67 watertight when mated. Electrical safety is ensure by internal insulation of the shells, obtained through a safety insulating sleeve to prevent electric shock, as well as "first make last break" ground contacts. Grounding rings allow bussing of the ground contacts. Locking rings and backshells are designed for easy handling.


Available on request.



Inline male
with ramps and M40 cable gland



Inline female
with aluminium locking rings and M40 cable gland



Locking rings

Customize and color code your connectors

Other than providing a smooth and firm connection, our locking rings have been designed to better adapt to your work environment and conditions: might you need the extra toughness of our heavy duty or rubber coated inline models or the improved ergonomics of the finger-grip. Also we provide you a simple and effective color coding system to quickly identify your connectors, offering you not only the choice of the many different options available in stock, but also the possibility to customize the locking ring with a color of your choice.

**Multiple color options available in stock (examples in the photos).
For special color customizations, according to RAL charts,
please contact our Sales department.**

Available for inline and panel version, depending on the chosen model.



Classic Syntax Heavy-duty design

Extra tough for everyday work, extremely resistant to shocks and compression, smoothest insertion, best grip with or without gloves

FOR INLINE CONNECTORS

The Syntax Heavy duty locking ring, specifically designed for the inline SSX connectors, has been built to be super resistant to the shocks and compressions of everyday extensive usage. Its extra height provides better grip either with or without gloves, firmer coupling and smoother contact insertion. Black painted finish. On request, anodized finish is available in different colors.



Classic Syntax design

Thick wall construction for increased durability, special knurling for optimal grip

FOR PANEL CONNECTORS

The classic Syntax locking ring for panel-mount SSX connectors features specially designed knurled ridges to provide firm grip. The thoughtful design provides thicker wall construction while allowing easy access to the connector's screws. Black painted finish. On request, anodized finish is available in different colors, to provide color-coding on your systems.




Rubber coated

Extra tough for everyday work, extremely resistant to shocks and compression, smoothest insertion, best grip with or without gloves

FOR INLINE CONNECTORS

Below the rubber coat, we maintained the characteristics of our proprietary heavy-duty metal ring, universally appreciated for its strength and durability. Its design ensures optimal grip on the whole circumference and easy coupling. The thick wall construction of the inner metal ring provides unparalleled resistance to all possible forms of abuse. It's an evolution of the rubber-coated rings commonly found on the market.



Finger-grip

Best ergonomics without gloves

FOR INLINE AND PANEL CONNECTORS

The ergonomic design of the finger-grip locking ring provides firm grip, even when operated without gloves. Black painted finish. On request, anodized finish is available in different colors, to provide color-coding on your cables.



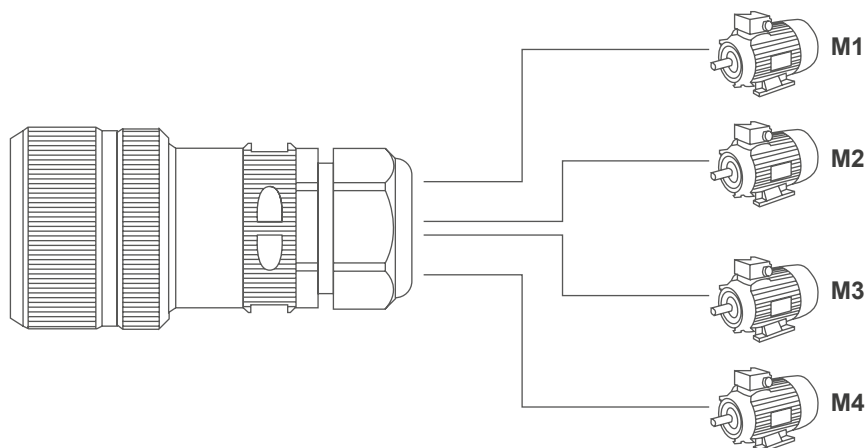
Syntax® SSX Use cases

Discover the possibilities
of a high quality connector

Our Syntax SSX is, above all, a power connector. Being fully compatible with the Socapex SL 419 standard, its employ in the live entertainment world is well established. But the SSX series is way more than this. Its 19 high conductive alloy machined contacts, each providing 41 amp max current and 23 amp rated current, make our connector ideal for industrial applications as well as for field operations. Discover how you can make the most out of it and our Multiway solutions.

Example 1

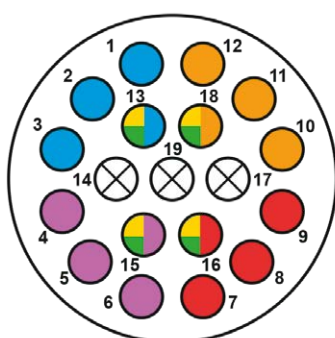
Connection with four 3-phase motors



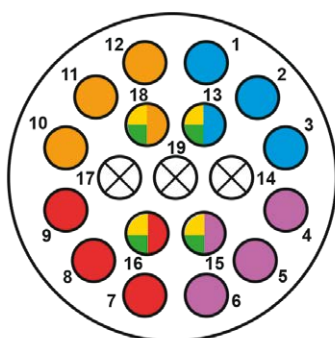
4-way

for SSX 16pin with
M40 cable gland

4 - WAY




Female connector - Rear view



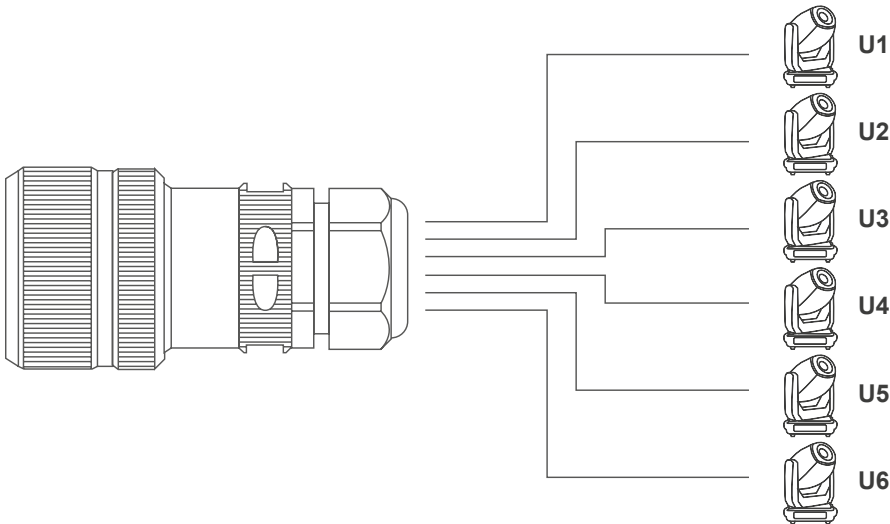
Male connector - Rear view

Pin number	Phase	Motor	Pin number	Phase	Motor
1	L1	M1	11	L2	M4
2	L2	M1	12	L3	M4
3	L3	M1	13	Earth	M1
4	L1	M2	14	Blind pin	-
5	L2	M2	15	Earth	M2
6	L3	M2	16	Earth	M3
7	L1	M3	17	Blind pin	-
8	L2	M3	18	Earth	M4
9	L3	M3	19	Blind pin	-
10	L1	M4			



Example 2

Connection with 6 stage lights

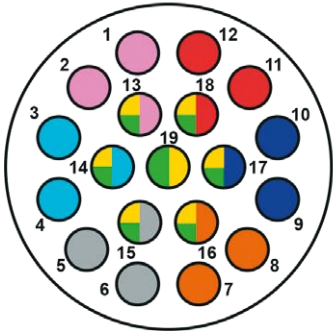


6 - WAY

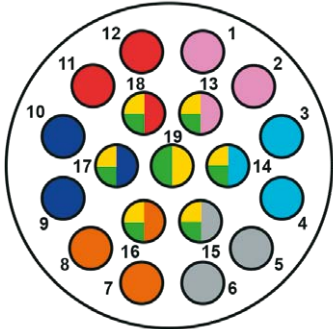


6-way
for SSX 19pin with
M50 cable gland

Pin number	Phase	Light	Pin number	Phase	Light
1	L1	U1	11	L3	U6
2	N	U1	12	N	U6
3	L2	U2	13	Earth	U1
4	N	U2	14	Earth	U2
5	L3	U3	15	Earth	U3
6	N	U3	16	Earth	U4
7	L1	U4	17	Earth	U5
8	N	U4	18	Earth	U6
9	L2	U5	19	Earth	-
10	N	U5			



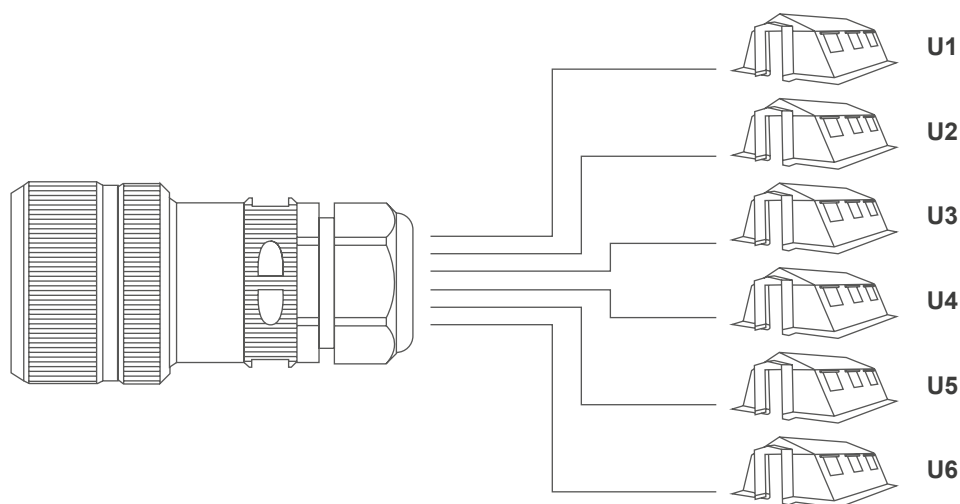
Female connector - Rear view



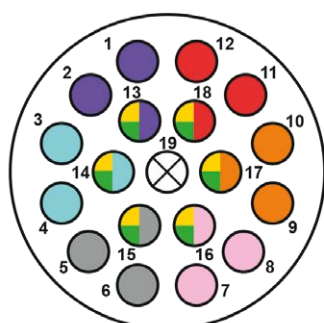
Male connector - Rear view

Example 3

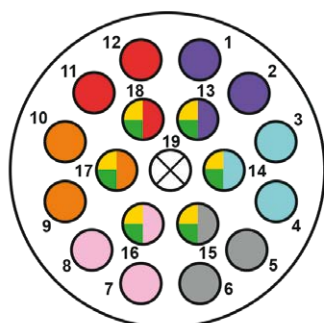
Connection with 6 Civil Protection emergency tents



6 - WAY



Female connector - Rear view



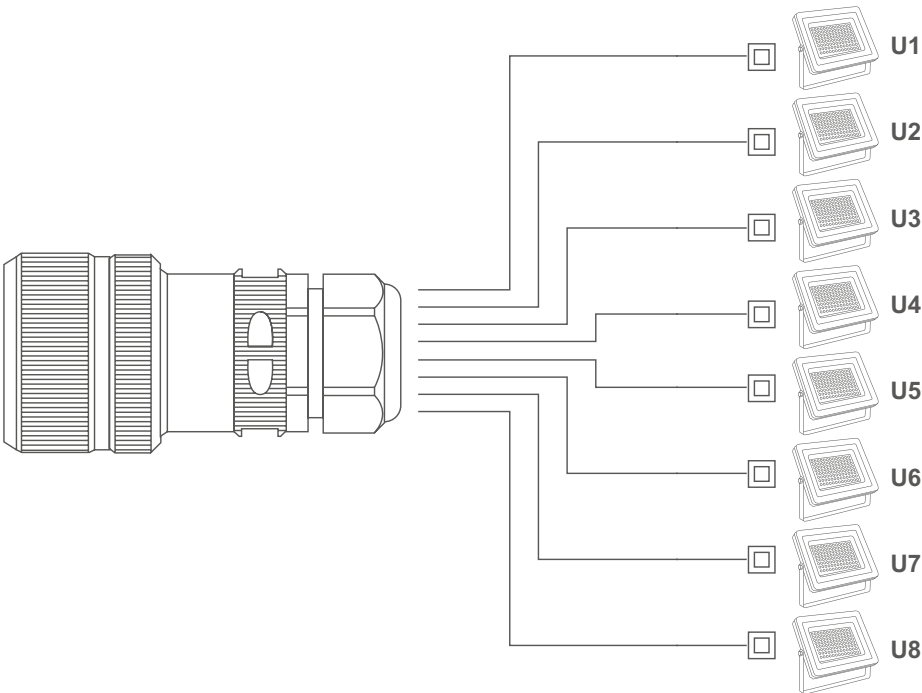
Male connector - Rear view

6-way
for SSX 19pin with
M50 cable gland

Pin number	Phase	Tent	Pin number	Phase	Tent
1	L1	U1	11	L3	U6
2	N	U1	12	N	U6
3	L2	U2	13	Earth	U1
4	N	U2	14	Earth	U2
5	L3	U3	15	Earth	U3
6	N	U3	16	Earth	U4
7	L1	U4	17	Earth	U5
8	N	U4	18	Earth	U6
9	L2	U5	19	Earth	-
10	N	U5			

Example 4

Connection with 8 double insulated LED lights

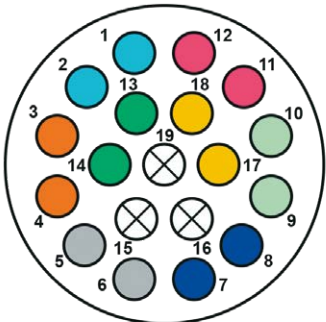


8 - WAY

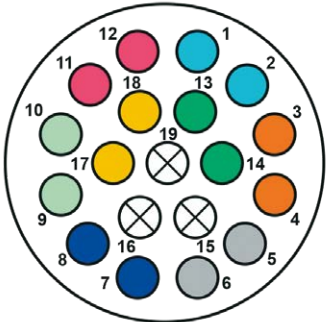


8-way
for SSX 16pin with
M50 cable gland

Pin number	Phase	Light	Pin number	Phase	Light
1	L1	U1	11	L3	U6
2	N	U1	12	N	U6
3	L2	U2	13	L1	U7
4	N	U2	14	N	U7
5	L3	U3	15	blind pin	-
6	N	U3	16	blind pin	-
7	L1	U4	17	L2	U8
8	N	U4	18	N	U8
9	L2	U5	19	blind pin	-
10	N	U5			



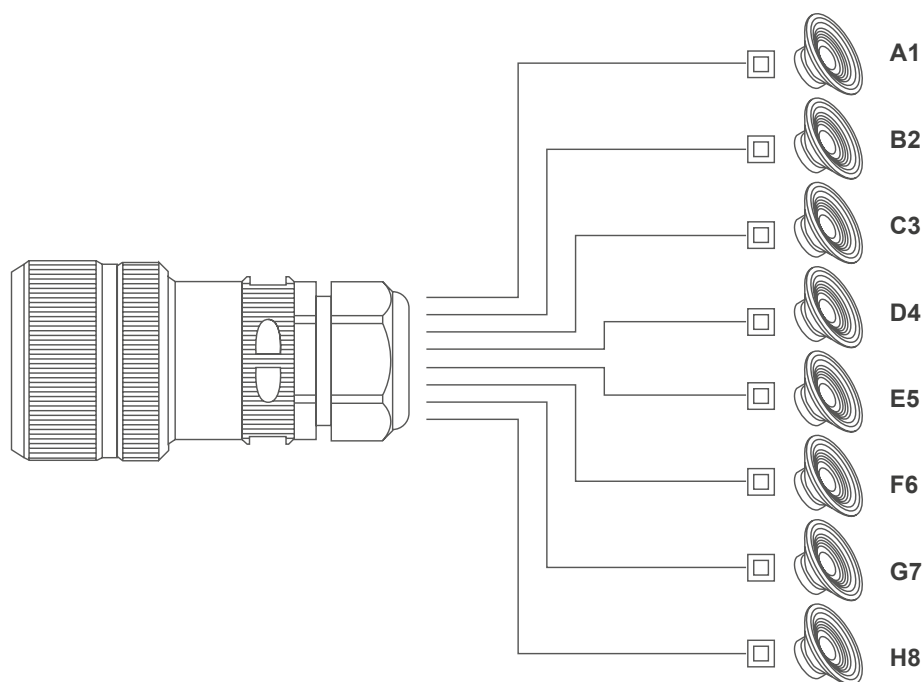
Female connector - Rear view



Male connector - Rear view

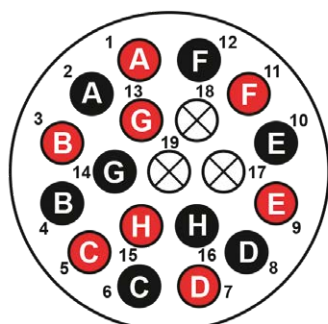
Example 5

Connection with 8 loudspeakers

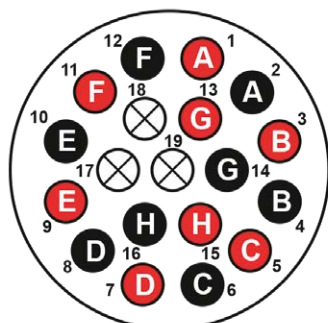


8-way
for SSX 16pin with
M50 cable gland

8 - WAY



Female connector - Rear view



Male connector - Rear view

Pin number	Polarity	Loudspeaker	Pin number	Polarity	Loudspeaker
1	+	A1	11	+	F6
2	-	A1	12	-	F6
3	+	B2	13	+	G7
4	-	B2	14	-	G7
5	+	C3	15	+	H8
6	-	C3	16	-	H8
7	+	D4	17	blind pin	-
8	-	E5	18	blind pin	-
9	+	E5	19	blind pin	-
10	-	E5			





Cable protection and management

**Wire mesh strain relief,
hanger grip and pulling grip**

Explore our full range of wire mesh cable management solutions for our Syntax connectors, designed to ease optimal cable laying and organization and to provide protection from excessive bending due to gravity or any unwanted external force, in order to sensibly increase the life span of your connections.

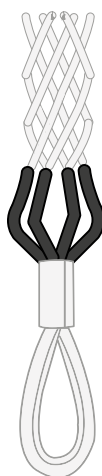
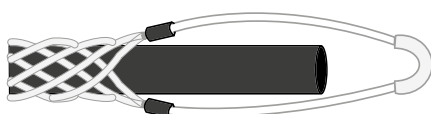
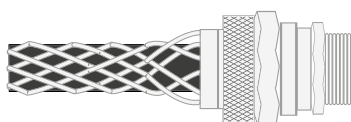
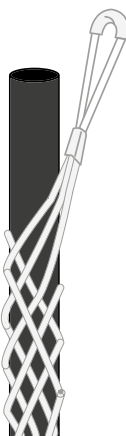
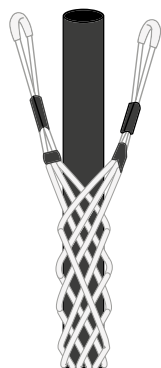
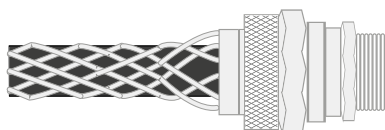
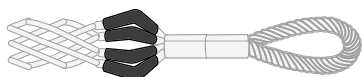
The right technology for long-lasting connections

Discover our cable management solutions

The quality of a connection depends on many factors. Reliable connectors are essential, of course, and the cables are a top priority too.

Choosing high quality products made with the best materials is important, but there are other parts of the job that should not be overlooked. How you lay a cable, how you protect it from unwanted stresses, how you make sure it will be safeguarded from external elements that might possibly damage your connections over time, these decisions are all integral to achieving highly reliable connections.

Our accessories are thoughtfully designed and manufactured for ideal cable management, handling and protection.



Strain Reliefs


Thoughtfully designed to reduce tension on cables and, therefore, stress related damages to your connections due to excessive bending. Available in a wide range of thread sizes and overall diameters to fit any connector and cable combinations.

Hanger grips

Heavy duty wire mesh hangers are designed to ensure optimal support and right retention of the cable without any sliding or scraping of the external jacket. Different styles and sizes are available in stock for any kind of application, both indoors or outdoors.

Pulling grips

Created to provide the operators an efficient way to pull cables through ducts or other spaces in the safest possible way. Made to be extremely resistant and conveniently reusable, and fit to a large number of applications. Different models available.



Found your connector? Now pick the cable!

Cables for SSX connector series

Flexible and easy to handle. Professional cables for industrial application, field equipment, emergency lighting for public areas, audio and video technology. The best choice when winding operations are intensive.


Cables for SSX 19 and 16 pin

Cables for SSX 19pin with 6 - way grommet

Cables for SSX 16pin with 4 - way grommet


Cables for SSX 16pin with 8 - way grommet

Cables for SSX 19 and 16 pin



Multicore Power Cable (for SSX 19pin)

18 numbered jackets + Green/yellow
Cores 19 G 2.5 mm² | Diameter Ø 19.5 mm
Part No. **7ZF1925E**




Multicore Power Cable (for SSX 19pin)

18 numbered jackets + Green/yellow
Cores 19 G 1.5 mm² | Diameter Ø 18 mm
Part No. **7ZF1915E**




Multicore Power Cable (for SSX 19pin)

18 numbered jackets
Cores 18 G 2.5 mm² | Diameter Ø 19.5 mm
Part No. **7ZF1825E**




Multicore Power Cable (for SSX 19pin)

18 numbered jackets
Cores 18 G 1.5 mm² | Diameter Ø 18 mm
Part No. **7ZF1815E**



Multicore Power Cable (for SSX 19pin)


18 numbered jackets + Green/yellow
Cores 19 G 2.5 mm² | Diameter Ø 18.5 mm
Part No. **7ZF1925PUR**



Speaker Power Line Cable (for SSX 16pin)

Cores 16 G 4 mm² | Diameter Ø 23 mm
Part No. **7Z16SX40**


Cables for SSX 19pin with 6 - way grommet



Mains Power Cable


Brown - Blue - Green/Yellow
Cores 3 G 2.5 mm² | Diameter Ø 11.3 mm
Part No. **7ZF0325**

Cables for SSX 16pin with 4 - way grommet




Mains Power Cable

Black - Green/Yellow
Cores 4 G 2.5 mm² | Diameter Ø 12.2 mm
Part No. **7ZF0425M**



Speaker Power Line Cable


Cores 4 G 4 mm² | Diameter Ø 13.5 mm
Part No. **7Z4SX40**



Speaker Power Line Cable

Cores 4 G 2.5 mm² | Diameter Ø 10.5 mm
Part No. **7Z4SX25**

Cables for SSX 16pin with 8 - way grommet



Speaker Power Line Cable

Cores 2 G 2.5 mm² | Diameter Ø 8.8 mm
Part No. **7Z2SX25**

IP67 protective caps

Waterproof your connectors

Male and female versions.
For Syntax SSX



Complete waterproof and dust protection



Environmental caps are available on request and provide complete IP67 protection on unmated connectors.

The use of protective caps results in:

- *Extended life span of the connectors as the mating threads are protected against damage from impacts;*
- *Improved safety as contacts are protected against dust and water even when the connectors are not mated.*



IP67 cap for male SSX
connector p/n **SSX19TMSC**



IP67 cap for female SSX
connector p/n **SSX19TFSC**

1
Black steel lanyard
(teflon - coated)



2
Heat shrink tube



3
Lanyard crimp collet
(for caps on inline)



4
Lanyard crimp lug
(for caps on panel-mount)



Dust cap lacing

1. Black steel lanyard (teflon coated)

2. Heat shrink tube

3. Lanyard crimp collet (for inline connectors' caps)

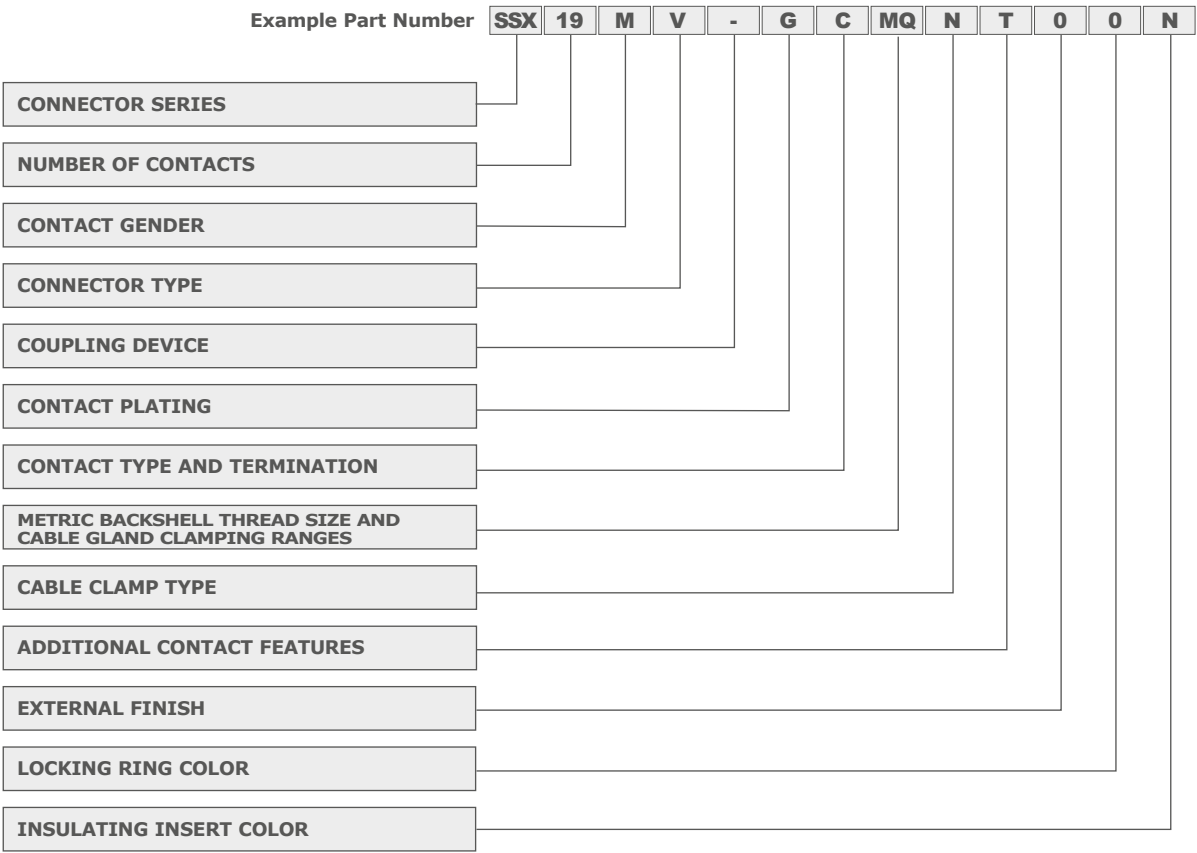
4. Lanyard crimp lug (for caps on panel-mount)

For positive lacing, the IP67 caps are supplied with a special high-resistance lanyard made up of seven stainless strands, coated with anti-scraping black teflon tubing. On cable connectors, the lanyard is laced to a specific housing on the connector's backshell.



PART NUMBER EXPLANATION

EU Version



Connector Series

SSX 19pin Series

Number of Contacts

19
16

Contact Gender

M Male
F Female

Connector Type

V Inline
P Panel

Coupling Device

- Thread
D Threaded heavy duty locking ring
R Threaded rubber coated locking ring

Contact Plating

G Gold
S Silver
N No contact

Contact Type and Termination

C Crimp
S Solder
N No contact
K Armored crimp contact
Z Armored solder contact

Metric Backshell thread size and cable gland clamping ranges

MQ Thread size M 40 x 1.5 | Clamping range 15 - 23 mm
MP Thread size M 40 x 1.5 | Clamping range 19 - 28 mm

MR Thread size M 40 x 1.5 | Clamping range 22 - 32 mm
MS Spider: M 50 Grommet - 6 hole Ø 9 to 11,7 mm
ME Spider: M 50 Grommet - 8 hole Ø 10 mm
MO Metric threaded backshell without cable gland
OO No backshell, no cable gland

Cable Clamp Type

N Plastic cable gland
R Metal basket weave grip strain relief (with wire mesh)
O No further details

Additional contact features

T Pre-installed solder contacts
O No further details
4 4mm² Crimp terminal wire section
6 6mm² Crimp terminal wire section

External Finish

0 Black painted
1 Black anodized
Colored anodized backshell available on request

Locking Ring Color


0 Black (standard)
1 Green
2 Red
3 Yellow
4 Blue
5 Purple
6 Orange

Insulating Insert Color

N Black
R Red
Other insert colors available on request

PART NUMBER EXPLANATION

UL Version



Connector Series

SSX 19pin Series

Number of Contacts

19

Contact Gender

M Male
F Female

Connector Type

V Inline
P Panel

Coupling Device

- Thread
D Threaded heavy duty locking ring
R Threaded rubber coated locking ring
B Threaded finger grip locking ring

Contact Plating

G Gold
S Silver
N No contact

Contact Type and Termination

C Crimp
S Solder
N No contact
K Armored crimp contact
Z Armored solder contact

Metric Backshell thread size and cable gland clamping ranges

MQ Thread size M 40 x 1.5 | Clamping range 15 - 23 mm
MP Thread size M 40 x 1.5 | Clamping range 19 - 28 mm
MR Thread size M 40 x 1.5 | Clamping range 22 - 32 mm
MS Spider: M 50 Grommet - 6 hole Ø 9 to 11,7 mm
ME Spider: M 50 Grommet - 8 hole Ø 10 mm
MO Metric threaded backshell without cable gland
00 No backshell, no cable gland

Cable Clamp Type

N Plastic cable gland
R Metal basket weave grip strain relief (with wire mesh)
0 No further details

UL Part N. E302043

L UL compliant

External Finish

0 Black painted
1 Black anodized
Colored anodized backshell available on request

Locking Ring Color

0 Black (standard)
1 Green
2 Red
3 Yellow
4 Blue
5 Purple
6 Orange

Insulating Insert Color

N Black
R Red
Other insert colors available on request



Tell us what you need and we'll build it for you

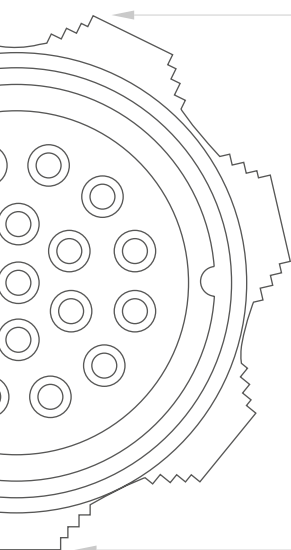
In our mechanical workshop we are free to innovate and independently create and test new solutions, thanks to highly skilled designers and state-of-the-art machines.
An ability of ours and a great advantage for our clients.

From basic customizations to whole new connector designs,
we are ready to give shape to your needs.

Let's discuss your new idea together.



www.valentininet.com



VALENTINI

Via Asti 84/A
10098 Rivoli (TO) Italy
Tel: +39 0119594160
info@syntaxnet.it
www.valentininet.com
www.ssxsyntaxconnectors.com
[linkedin.com/company/valentinigroup](https://www.linkedin.com/company/valentinigroup)

SYNTAX[®]



SSXSyntax website